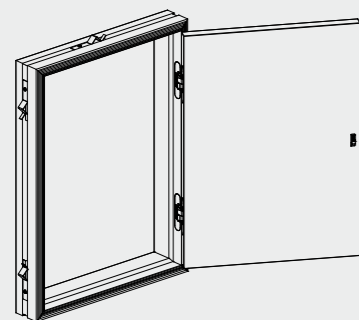
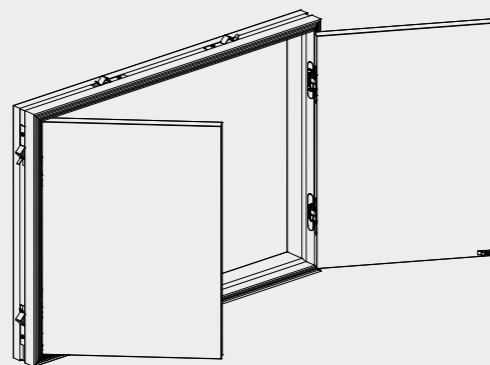


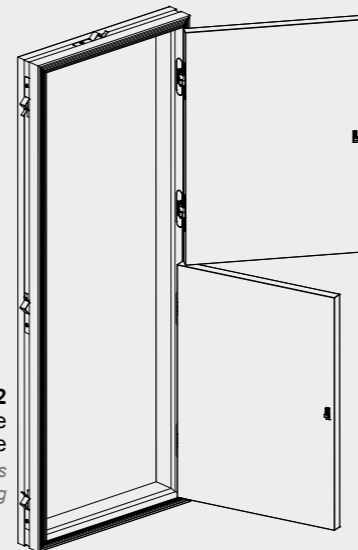
- 1- Chiusura K 100 installazione a ribalta, apertura verso l'alto con braccetti di ritegno / Closing K 100 installation flap, opening up with arms retainer
- 2- Chiusura K 100 installazione a ribalta, apertura verso il basso con braccetti di ritegno / Closing K 100 installation flap, opening down with arms retainer
- 3- Chiusura K 200 con telaio senza traverso superiore, abbinato con porta MYA a spingere / Closing K 200 chassis without upper crosspiece, combined with MYA door to push
- 4- Chiusura K 202 con telaio senza traverso superiore e inferiore / Closing K 202 with the frame without upper and lower crosspiece
- 5- Chiusura K 100 con telaio senza traverso superiore / Closing K 100 with the frame without upper crosspiece
- 6- Chiusura K 100 / Closing K 100
- 7- Chiusura K 100 con telaio senza traverso inferiore / Closing K 100 frame without lower crosspiece
- 8- Chiusura K 100 obliqua lato inferiore / Closing K100 oblique lower side
- 9- Chiusura K 100 obliqua lato superiore con telaio senza traverso inferiore / Closing K100 oblique upper side with the frame without lower crosspiece



K 100
Chiusura 1 anta
Closing 1 panel



K 200
Chiusura 2 ante affiancate
Closing 2 panels side by side



K 202
Chiusura 2 ante sovrapposte
Closing 2 panels overlapping

CHIUSURE FILOMURO DI ULTIMA GENERAZIONE, FACILI DA INSTALLARE E CURATE IN OGNI DETTAGLIO

Last generation flush with the wall closure, easy to fix and accurate in every details



Cerniere integrate nell'anta registrabili sui 3 assi con apertura a 180°. Eliminate le inestetiche cerniere a toppa!
Hinges integrated on the panel registered in 3 axes with 180° opening. Delete the unsightly patch hinges!



Chiusura push-pull di serie, protetta e integrata nel telaio
Push-push closure of series, protected and integrated on the frame.



Anta a vetro trasparente temprato da 4 mm di serie
Transparent glass panel 4mm tempered of series.

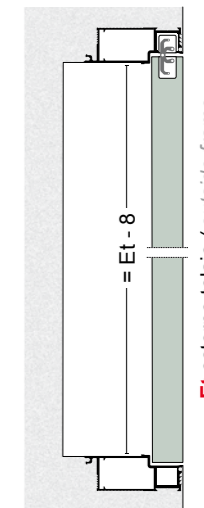
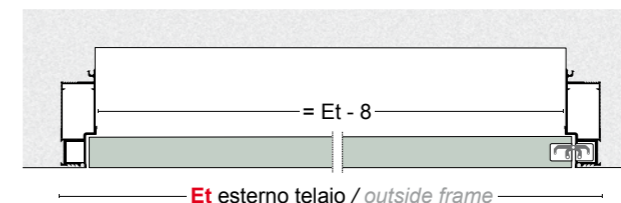


Anta sp. 30 mm. Robusta e leggera, sovraverniciabile
Panel sp. 30 mm. Strong and light, over paintable

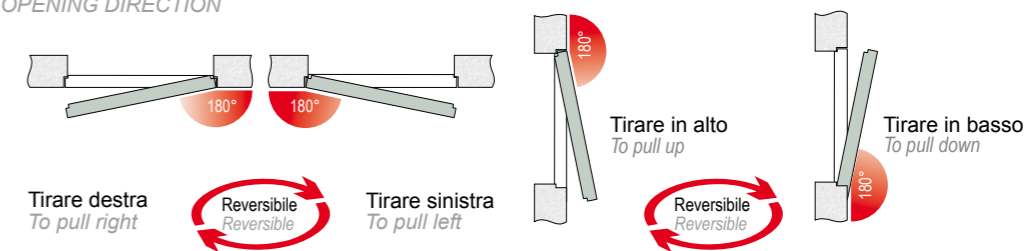
DIMENSIONI / DIMENSIONS

	LARGHEZZA / width	ALTEZZA / height
K 100 standard	Et: 38 - 48 - 58 - 68 - 78	da /from 38 a/to 308 di/in 10 in/of 10
K 100 su misura / customized	Et: fino a / until 78	fino a / until 308
K 200 standard	Et: 68 - 88 - 108 - 128 - 148	da /from 38 a/to 308 di/in 10 in/of 10
K 200 su misura / customized	Et: fino a / until 148	fino a / until 308
K 202 standard	Et: 38 - 48 - 58 - 68 - 78	da /from 38 a/to 308 di/in 20 in/of 20
K 202 su misura / customized	Et: fino a / until 78	fino a / until 308

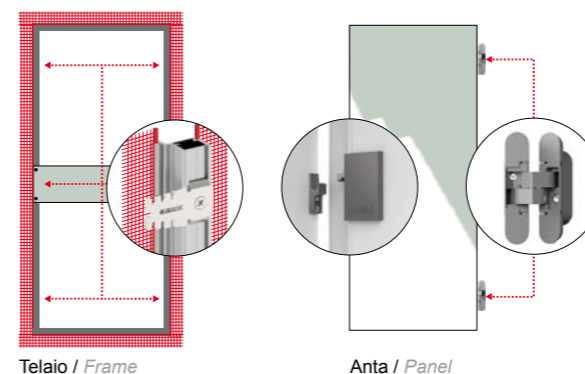
Et = misura d'ordine / order measure



VERSO DI APERTURA / OPENING DIRECTION



FORNITURA DI SERIE / SUPPLY OF SERIES



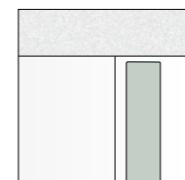
Telaio / Frame

Anta / Panel

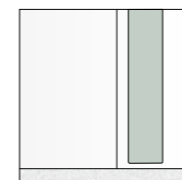
Sistema ante e sportelli filomuro per ripostigli apertura battente reversibile, applicabile su pareti in muratura e cartongesso di qualsiasi spessore, disponibile nelle misure standard e su misura. La fornitura comprende: telaio in alluminio estruso da 102 mm in finitura ruvida tipo intonaco sovraverniciabile completo di staffe di fissaggio. Anta tamburata rivestita nelle due facce e nei quattro bordi con carta melaminica sovraverniciabile. Chiusura premi-apri e cerniere registrabili sui 3 assi.

Panel and flush to the wall cage to catchall with swing "reversible" opening, can be applied on brick or plastered walls of any thickness, available in standard measures or customized. The delivery includes: Extruded aluminium frame 102 mm in rough finish completely with fixing brackets, hollowed panel covered in two faces and four edges with paintable melaminic paper. Push-open lock and hidden hinges adjustable on 3 axes.

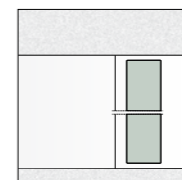
PERSONALIZZAZIONI / CUSTOMIZATIONS



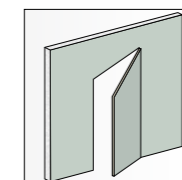
Telaio senza traverso sup.
Frame without upper



Telaio senza traverso inf.
Frame without lower



Senza traverso sup. e inf.
without upper and lower



Porta obliqua
Door oblique



Ante in finitura
Different finish



Cerniere a colore
Hinges on color



Chiudiporta a molla
Spring closer



Chiusura con chiave
Key lock



Braccetti di ritegno
Retaining arms